

FIRE SAFETY ADVICE

Accommodation



YES | YOUR EMPOWERING SERVICE



Planning fire safety

For you to be safe in your home, you must know what to do if there is a fire. This document explains some things you should know.




Your home should have at least

2 Fire Exits – Front & Back

A fire escape is the quickest and safest way out of your home. This will usually be your front and back doors (if you have one).

You need 2 fire escapes just in case you can't reach one during a fire.



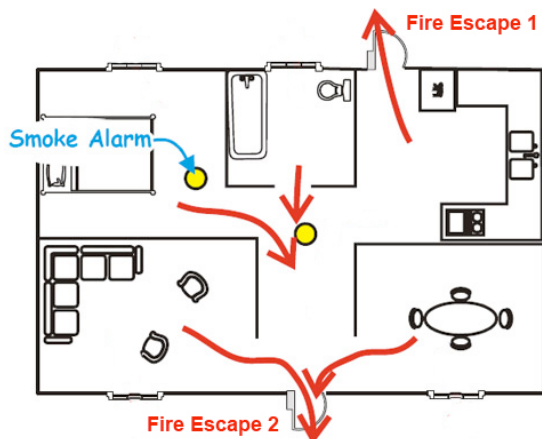
Keep the Fire Exits clear!

For instance, bikes must never be left near the front door if it makes it hard to get out.




Meeting Point

You must also have agreed a place to meet when you are outside.
This is your meeting point.



Know your Fire Exits!

You can check where the fire escapes and meeting points are on the last page of this document.



Regular Fire Drills

You should practice getting to your Fire Exits regularly, so that you learn what you need to do if there is a fire. Practising this is called a Fire Drill.



Keys

You must always know where the keys to the doors and windows are.

IF YOU FIND A FIRE OR IF THE FIRE ALARM GOES OFF:



Shout 'Fire!'

Raise the alarm.



Raise the Alarm

Break the glass and push the button



Get out of your house!

Do not try to bring any of your stuff.

Stay out!

Do not go back in to get anything.

Phone the Fire Brigade!

Dial 999

You can ask a neighbour to do this, use a phone box or mobile phone. It is a free call. Ask for the Fire service. Give them your address.



Wait – Do not go back in!

Wait for the Fire Brigade. Do not go back into your house.

Your **Fire Exits** are:



Your **Meeting Point** is:

